



Begin your lifetime of
quilting
enjoyment



QUILT FOREVER!

Handcrafted with the quilter in mind, APQS longarm quilting machines are simple to use, easy to maintain and backed by an industry-leading lifetime warranty on parts and labor.

Discover how you can take your passion for quilting to the next level with an APQS quilting machine. Learn how APQS will help you unleash your inner quilt artist and help you quilt inspired.

Begin your lifetime of quilting enjoyment today!

It's all in the family

For more than three decades, APQS has been building the world's finest longarm quilting machines in the heartland of America. What's kept us going all these years is our dedication to quality, ease-of-use, innovation and customer service – and the dedication of thousands of amateur and professional APQS longarm quilters.

When you buy an APQS machine, you become part of our extended family for life!

Awaken your inner quilt artist

What makes an APQS machine so special?

- Our ergonomic machine designs and time-saving accessories make APQS machines simple, fun and easy to use.
- With the most accurate stitch regulator and fastest needle speed in the industry, you can have confidence in your stitches the moment you start quilting.
- The superb workmanship and quality of our machines make our machines so reliable that we back them with an unbeatable lifetime warranty.
- As a customer, you'll receive lifetime customer support.
- Our local retailer network is available for help and support.
- Our machines are manufactured completely in the USA.
- A free one-day beginner class comes with each machine to jump-start your success.
- Our machines require minimum maintenance, so you can quilt without worry.
- Free access to all our online educational resources like our forums, quilt blog and videos help you grow your quilting skills.
- We provide fast access to parts and accessories.

Selecting the machine that's right for you

It's exciting and easy to choose your APQS machine.

- Visit one of our many showrooms or training facilities around the world.
 - Contact your local representative.
 - Visit us at the next touring Road Show or Quilt Show.
 - Stop by the APQS forum to talk with other quilters like you.
 - Check us out on Facebook, YouTube or Instagram.
-

You must quilt on an APQS machine to fully appreciate the ease of use, stitch quality and the smooth fingertip machine movement. You don't need to be an experienced quilter because our machines are simple and easy to operate.



Value in every stitch

APQS machines are handmade, one at a time, by master craftspeople. We pay meticulous attention to each and every detail.

Every machine born in our factory meets the highest standards of quality and, more importantly, the highest standards of the many APQS owners throughout the world. You can rely on the quality and value of APQS machines.

Lifetime warranty

APQS longarm quilting machines are fully warrantied to the original owner against defects in materials and workmanship for the lifetime of the product. If a machine ever fails due to a manufacturing defect – even after extended use – we will repair or replace the machine, free of charge.

Lifetime customer support

Your relationship with APQS won't end once you purchase one of our machines. You become a member of the APQS family! We have certified technicians, technical support teams and educators ready to assist you. In addition, our retailer network, online educational tools like our blog, training videos and forum provide added support to help you grow your quilting skills.

An impeccable reputation

Want to know what it's like to quilt on an APQS machine? Just ask an APQS owner. Over the course of our more than 35-year history, we've earned a reputation for quality and have designed our machines around quilters' needs. Whether you're a novice or an expert, we have a machine that's right for you.





Rest easy with our lifetime warranty

All new APQS quilting machines are backed by a lifetime warranty on parts and labor. How can we provide a lifetime warranty?

We have the best team

Building an APQS longarm requires a great deal of skill and many years of experience. That's why every hand that touches an APQS machine is an expert at its particular task. Our team pays attention to the smallest details, so you can simply focus on your quilting details.

We use the best materials

The long service life of an APQS machine is not something that just happens. Because our longarm machines are crafted with only the best materials and built by skilled craftspeople, your machine is like magic in your hands.

Other machines are made from cast materials that are quite heavy or plastic materials that are not as durable. All APQS longarms are built by hand with the finest grades of aircraft aluminum.

This dramatically reduces the weight while maintaining integrity and strength, and virtually eliminates vibration. Our machines are incredibly lightweight, making them easier to move and easier to use.

Regardless of which APQS longarm you choose, our hands make quilting work like magic in yours.



Millie



Specifications

Millie:

Throat size: 26" x 10½"

Deluxe table: 8', 10', 12' or 14'

Weight: 46 lbs (20.8 kg)

Needle speed: 0-3500 SPM

Footprint: 5' 3" W x 8', 10', 12' or 14' L

Millie30:

Throat size: 30" x 10½"

Deluxe table: 8', 10', 12' or 14'

Weight: 50 lbs (23 kg)

Needle speed: 0-3500 SPM

Footprint: 5' 10" W x 8', 10', 12' or 14' L

Beneath the surface lies some of the most advanced technology available.

Combining innovation and engineering with timeless design, the Millie is our top-of-the-line machine built with every feature a quilter could ever want. By embracing technology and blending it with the traditional skills of master craftspeople, this timeless, treasured longarm machine will bring you a lifetime of quilting enjoyment.

What makes Millie so special?

Touch pad controls

The simple touch pad and handle-mounted controls on the Millie let you operate and control your quilting with the touch of a button. You will be able to complete projects faster and easier than you ever dreamed possible.

Low bobbin indicator

You will not have to worry about quilting a design, only to discover you ran out of bobbin thread several blocks back! The low bobbin indicator alerts you, so you can change it in plenty of time.

Top thread break sensor

Whether you're working on the front or back of the machine, an audible alert and visual signal let you know if your top thread breaks so you can quickly get back to quilting.

Lower bobbin thread cutter

This exclusive Millie feature lets you cut your bobbin with a simple touch of a button to quickly swap out thread colors and move to a new area of your quilt.

Directional locks

By pressing a single button, you'll quilt perfectly straight horizontal and vertical lines with this exclusive Millie feature. Easily baste quilt tops and keep loaded quilts straight as you work.

Front & rear multi-position handles

Millie's front and rear multi-position handles are designed to adjust to "fit" your individual shape and size. Adjust the handles for your comfort, to quilt longer and with less fatigue. Millie's handles help reduce the risk of carpal tunnel as well as shoulder and elbow problems. In addition, the front handles are designed to give you excellent needle visibility.

Deluxe table

The 8-, 10-, 12- or 14-foot deluxe table with adjustable height is full of great time-saving features. For example, the quilt top, batting and backing all load from the top to simplify bobbin changes, allowing you to quilt while sitting. Our compression brake lets you quickly adjust each quilt layer to handle delicate antique quilts or heavy t-shirt quilts with ease. And our table rails and poles have no junction points, which allow our machines to stay on course for uninterrupted quilting.

Available options for Millie

- Quilt Path™ computerized quilting system
- Quilt Glide stitch mode
- Bliss™ track system
- Overhead lighting
- Automatic Quilt Advance with foot pedal control
- Hydraulic table lift
- In-home set-up by factory-certified technician



Our Millie30 has all the features of our top-of-the-line Millie machine PLUS four extra inches of throat space! With a deeper throat you'll be able to complete quilts faster and incorporate even bigger design elements. The front handles are independently adjustable up and down while also featuring tilting hand grips. Millie30 is especially well suited for quilters who plan to use a computerized quilting system with their machine.



Freddie



Specifications

Throat size: 26" x 10½"

Deluxe table: 8', 10', 12' or 14'

Weight: 45 lbs (20.4 kg)

Needle speed: 0-3500 SPM

Footprint: 5' 3" W x 8', 10', 12' or 14' L

You can't describe it.

**You have to quilt with it and when you do,
you will have a smile on your face.**

The simple, easy-to-use controls combined with its lightweight handling make Freddie the perfect quilting machine for homes, quilt studios or commercial quilt shops. Freddie is a high quality, full-featured machine that will bring you a lifetime of quilting enjoyment.

What makes Freddie so special?

Touch pad controls

The simple touch pad and handle-mounted controls on the Freddie let you operate and control your quilting with the touch of a button. And features like the stitches per inch selector and the single stitch mode all work together to make the Freddie simple to learn and easy to operate. You will be able to complete projects faster and easier than you ever dreamed possible.

Low bobbin indicator

You won't have to worry about quilting a design, only to discover you ran out of bobbin thread several blocks back! The low bobbin indicator alerts you, so you can change it in plenty of time.

Top thread break sensor

Whether you're working on the front or back of the machine, an audible alert and visual signal will let you know if your top thread breaks so you can quickly get back to quilting.

Straight-line horizontal quilting

Baste and load quilts quickly with Freddie's horizontal straight-line lock. Use the built-in single stitch feature to place your basting stitches precisely where you want them. The horizontal straight-line lock makes modern "matchstick" quilting lines a breeze.

Front & rear multi-position handles

Both the front and rear handles adjust to customize Freddie to your personal "fit" so you can quilt longer without getting tired. The ergonomically designed front handles keep you comfortable and reduce the risk of elbow, wrist or carpal tunnel problems. We've designed the handles to give you excellent needle visibility while also keeping them simple and easy to use.

Deluxe table

The 8-, 10-, 12- and 14-foot deluxe table with adjustable height offers great time-saving features to make your quilting fun and easy. Our sturdy, full-length rails and poles are built without junction points, allowing you to quilt smoothly across the entire frame. The quilt top, batting and backing all load from the top so you can easily change your bobbin in the middle of a quilt, or even quilt while sitting.

Available options for Freddie

- Quilt Path™ computerized quilting system
- Quilt Glide stitch mode
- Bliss™ track system
- Overhead lighting
- Automatic Quilt Advance with foot pedal control
- Hydraulic table lift
- In-home set-up by factory-certified technician

Lucey



Specifications

Throat size: 26" x 10½"

Standard table: 8', 10' or 12'

Weight: 44 lbs (20 kg)

Needle speed: 0-3500 SPM

Footprint: 5' 3" W x 8', 10' or 12' L

Lucey feels as if somebody handcrafted a quilting machine just for you.

When you quilt with Lucey, you'll quickly understand why APQS quilting machines are known for being easy to use and simple to operate. Everything is designed, engineered and crafted to be approachable, inviting and simple to use. Lucey offers the throat space of our top-of-the-line machines – making it an exceptional value.

What makes Lucey unique?

Features that add exceptional value

Lucey has the throat space of our top-of-the line machines for more quilting space and offers simple features without compromising quality. Dial in the stitch length you want using the easy side-panel control. Enable the stitch regulator with a simple button push, and you're ready to quilt.

Straight line horizontal quilting

The built-in horizontal straight line quilting lock helps you load quilts quickly and easily, keeping them straight and secure. Easily baste quilts for hand quilters.

Front & rear multi-position handles

Easily adjust Lucey's multi-position front and rear handles from both sides of the machine to fit you comfortably. Enjoy longer quilting sessions and avoid muscle strain with the ergonomically designed front handles. Their design provides great needle visibility and keeps you comfortable while reducing the risk of elbow, wrist or carpal tunnel problems.

Standard table

Our standard table offers great time-saving features and comes in 8', 10' and 12' lengths. For example, all the quilt layers load from the top so you can easily change the bobbin in the middle of the quilt, smooth out batting, or even sit as you quilt. Two simple compression brakes hold the rollers in place, allowing you to independently adjust each quilt layer for smooth quilts. Lucey owners can upgrade to a deluxe table, which makes it possible to add the Automatic Quilt Advance and Overhead Lighting to the machine.

Available options for Lucey

- Quilt Path™ computerized quilting system
- Bliss™ track system
- Overhead lighting*
- Deluxe Table upgrade
- Automatic Quilt Advance with foot pedal control*
- Hydraulic table lift
- In-home set-up by factory-certified technician

*Can be added to Lucey when upgraded to a Deluxe Table.



Lenni



Specifications

Throat size: 22" x 8"

Standard table: 8', 10' or 12'

Weight: 38 lbs. (17.2 kg)

Needle speed: 0-3500 SPM

Footprint: 4' 6" W x 8', 10' or 12' L

Lenni is graceful in every way. The way it handles, feels and quilts.

With Lenni, we have transferred the know-how of our bigger machines to a more compact size. It is the essence of APQS in its simplest, purest form – a fun and affordable longarm. Everything is designed, engineered and crafted to be approachable, inviting and simple to use.

What makes Lenni special?

Features that add exceptional value

Though Lenni is smaller in size, it's not short on quality. From its beautiful stitches to the way it glides across your quilt, you'll find the same attention to detail as in all our quilting machines. Lenni's compact footprint and simple controls make it ideal for home studios and powerful enough for professional quilters.

Multi-position front handles

The handles on the front of Lenni are adjustable to fit your quilting style and body type. Their ergonomic design lets you quilt longer with less fatigue, while also reducing the risk of wrist, elbow or carpal tunnel problems. The handle design gives greater control to help you guide the machine with ease and provides excellent needle visibility.

Standard table

The APQS standard table comes in 8', 10' and 12' lengths. No matter which size you choose, you'll enjoy time-saving features that make your quilting simple and fun. The quilt top, batting and backing all load from the top so you can easily change the bobbin, smooth out batting, or even sit as you quilt. Our tables do not have junction points in the rails, so that the machine glides smoothly across the entire quilt. Two simple compression brakes hold the rollers in place, allowing you to independently adjust each quilt layer for smooth quilts.

Available options for Lenni

- Quilt Path™ computerized quilting system
- Bliss™ track system
- Hydraulic table lift
- In-home set-up by factory-certified technician



George



Specifications

Throat size: 22" x 8"

Fold-up table: 24" x 60" and adjusts in height from 22" to 30"

Weight: 35 lbs (15.9 kg)

Needle Speed: 0-3500 SPM

Footprint: 2' W x 5' L

With the George, you can create quilts that are as individualized as you are.

George is a stationary, sit-down quilting machine with a generous throat space and a large, flat work space to easily maneuver your quilt. Quilters across the world use George and proudly bear the title, "APQS Artist."

What makes George special?

Portable table

George comes with a 24" x 60" portable table (folds up). Table adjusts in height from 22" to 30".

Available options for George

- Interchangeable feet, including open-toe foot
- In-home set-up by factory-certified technician



Quilt Path™

computerized quilting system



Professional power at your fingertips.

Quilt your masterpiece with ease and professional accuracy using Quilt Path™ made specifically for APQS quilting machines. Enjoy the benefits of a professional computerized quilting system in the comfort of your own home.

Quilt Path's™ easy-to-use touchscreen tablet makes it simple for you to design and lay out your project and let Quilt Path™ quilt it.

Features

- Software to design your own patterns, pantographs, borders and full-quilt layouts.
- Mirror, rotate or adjust your layout including precise pattern placement on your quilt.
- Alternate and nest patterns and rows.
- Record and save freehand quilted patterns for future stitching.
- Access a vast library of 750 quilt-ready patterns.
- Import a wide variety of pattern files.
- Professional accuracy.
- Thread break detection.
- Free online training.
- Remove the Quilt Path™ touchscreen tablet from your quilting machine, and lay out your next quilt from anywhere.

Choose the table style & length that suits your needs

Tables

APQS longarm tables are meticulously designed and built with lots of time-saving features to help you easily manage your quilt. For example, the quilt top, backing and batting all load from the top, eliminating the need for bending to attach your quilt. Plus, our table rails and rollers don't have junction points, which streamline the design and make it possible for our wheels to move smoothly, preventing any sway.

Deluxe Table

The 8-, 10-, 12- or 14-foot deluxe table comes with 9 inches of manual height adjustment which lets you dial in the perfect height for you. This table option comes standard on Millie, Millie30 and Freddie machines. Upgrade your Lucey machine to a deluxe table if you would like to equip her with the Automatic Quilt Advance or Overhead Lighting.

Standard Table

The APQS standard table is available as an 8-, 10- or 12-foot option with 9 inches of manual height adjustment which lets you dial in the perfect height for you. A standard table comes with Lucey and Lenni machines.


Adjustment-Free Quilt Take-up Roller

Most machine tables require the quilter to raise the take-up roller as the quilt sandwich is advanced to keep it from rubbing on the machine's throat. The APQS Adjustment-Free Quilt Take-up Roller is already centered in the throat of our machines. You'll never have to waste time raising or adjusting it, even at the end of a king- or queen-size quilt.

Our unique compression roller brakes let you adjust the quilt layers independently to manage all quilt types – from delicate antique quilts to heavy denim throws. Simply lift the brake handle to easily advance the quilt.



Deluxe Table (Shown with optional
Overhead Lighting)



Standard Table





Optional accessories

Bliss™ track system

Bliss – it's the only word we could find that could possibly describe that effortless feeling you'll get when you quilt with our exclusive track system. Specially designed horizontal wheels on the sewing head and roller bearings on the table rails provide smooth, effortless and easy movement allowing you to quilt for hours without feeling tired.

Bliss™ track system maintenance

Unlike other channel systems on the market, the APQS rail profile prevents dirt and thread build-up so you can spend more time quilting and less time cleaning. No adjustments are needed – all you have to do is quilt. Bliss can be added to all new machines (except George). Bliss can also be retrofitted to most existing APQS machines.



Quilt Glide Stitch Mode

Quilt Glide combines manual sewing mode and stitch regulation mode to give you accuracy and consistency without that “jerky” feeling that is common when trying to do detail quilting in regulator mode alone.

When engaged, the Quilt Glide keeps the needle moving up and down in stitch regulation mode, even when you stop moving the quilting machine. Since the needle continues to stitch when Quilt Glide is on, you'll feel like you're gliding through your design like smooth pen strokes.


Add the Quilt Glide Stitch Mode feature to your new Millie, Millie30 or Freddie.



Automatic Quilt Advance

The Automatic Quilt Advance with foot pedal control lets you advance or back up your quilt with the push of a button or a toe tap on the foot pedal. The motorized advance turns the take-up roller to move your quilt ahead, saving time while also keeping the quilt layers smooth and aligned.

The Automatic Quilt Advance can be added to the Millie, Millie30 and Freddie machines or when Lucey is upgraded to a Deluxe table. The Automatic Quilt Advance adds an additional 8 inches to the width of the machine footprint.



Hydraulic lift

The hydraulic lift is available as an upgrade. It lets you adjust table height 9 inches with the push of a button, so you'll always quilt in comfort. This means you can change the height for different quilting techniques, different machine users or even when you're simply wearing different shoes. Fine-tune the best machine height for your quilting style. The hydraulic table lift can be added to all machines except George.



Overhead lighting

Illuminate your workspace with an overhead lighting system from APQS. Simple to assemble and install on the Deluxe table. Since the system attaches directly to your frame, if you need to move your machine to a different spot, the light moves with it to always keep your quilting area well-lit.

The lighting system brings the total height of the APQS machine to 82 inches with the legs set as low as possible. If you're considering this system, be sure to measure the height of your ceiling prior to purchasing the system.

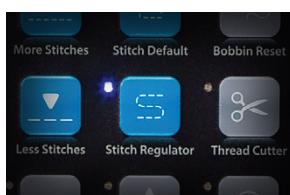
The overhead lighting system can be added to the Millie, Millie30 and Freddie models or to a Lucey that is upgraded to a Deluxe table.



APQS machine features


At APQS we believe
quilting should be fun!

That is why our machines include numerous functions and features that allow you to quilt effortlessly for hours. If you're looking for a lifelong relationship with more than simply a quilting machine, APQS is for you!



Stitch regulator

Our stitch regulator is the most precise in the industry. It provides accurate stitches – where you want them, when you want them. Most stitch-regulated machines simply measure speed and the distance moved, but our stitch regulator also measures direction, which is critical for achieving the crisp points and sharp corners, especially for stops, starts and quick direction changes. Switch off the stitch regulator to dial in the speed of the needle to match the complexity of the design. (All machines stitch from 0-3,500 stitches per minute).



Horizontal wheels

Our machines are perfectly balanced on a horizontal wheel system to give you the ease of movement and superb handling you need to stitch beautiful motifs. It includes a set of wheels directly below the head for forward and backward movement, and another set of carriage wheels for sideways movement. The result? You can sew in any direction with ease. Or, check out our Bliss track system as an optional accessory for optimal movement.



LED lighting

Bright clear lighting of your workspace increases your accuracy and makes quilting easier. Our machine's LED lighting illuminates your work area, from the needle to the machine's throat, with bright light so you can see every stitch, every detail as you quilt. A built-in black light provides contrast when stitching with white thread on a light quilt or other difficult-to-see thread and fabric combinations.



Quick-change hopping foot

Your machine comes ready to accept different optional feet for the different kinds of quilting you do. This makes it simple to change out the machine's standard template/ruler hopping foot for another foot such as an optional open toe foot for increased visibility.




Bobbin options

When you purchase an APQS machine you have the option between two bobbins: Smart Bobbin® (L) or Big Bobbin® (M). This gives you the ability to customize your machine to your taste and style of quilting.




Single stitch function

Our single stitch button is built into every handle switch for easy access right at your fingertips. Easily bring the bobbin thread to the top to keep the back of your quilt free from thread tails. Whether you like to tack your starting/ending stitches or knot & bury, you can control it all with the touch of a button. Use this feature to easily, yet precisely, place basting stitches exactly where you want them.



Simple disc thread tensioner

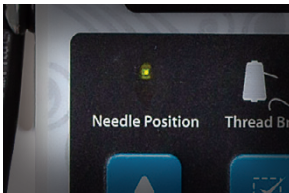
APQS uses the highest quality industrial-grade disc-style tensioner. Because it adjusts tension as the thickness of the thread changes, you can use virtually any kind of thread, from heavy polyesters to fussy cottons with ease.



The tension is easy to set, and your machine will maintain consistent tension, which is why experienced quilters all across the country prefer the thread tensioner used on APQS machines. Plus, the simplicity of the APQS tensioner ensures many years of trouble-free service.

Laser light stylus

Quilters love how easy it is to follow a paper pattern with the precision laser included with all APQS stand-up machines. Move the laser to the front to trace block designs and motifs from the needle side of the machine. Power is supplied directly from the machine, so you'll never have batteries to replace.



Auto needle positioner

Choose whether you want the needle to stop in the full up or down position when you come to a halt. With the auto needle positioner, you never have to worry about tearing a quilt because the needle stopped partially in the fabric.



Synchronous belt drive system

APQS carefully chose the belt drive technology as the means of transferring power to the upper and lower shafts. This approach is clean, quiet, and reduces vibration. It also requires no oil or grease, eliminating the potential to ruin your quilt. Ask any APQS owner and they will tell you that having to reset the timing on their machine is almost nonexistent.



Sewing head design

Our head design maximizes your quilting space. More quilting space saves you time, allowing you to quilt more before rolling the quilt. The quiet enclosed DC motor and integrated electronics are tucked behind the clean lines of the machine but give you the horsepower you need to stitch through bulky seams with ease.



Multi-positional handles

Customize your fit with our front and rear multi-position handles.* Our handles are design to adjust to "fit" your individual shape and size. Adjust the handles for your comfort, to quilt longer and with less fatigue. Our handles help reduce the risk of carpal tunnel, shoulder and elbow problems. In addition, the front handles are designed to give you excellent needle visibility.

**The rear handles on the Lenni are not adjustable.*



Bobbin winder

Load your own bobbins with thread that matches your specific needs so you can focus on the quilting process. The bobbin winder comes standard with all machines and is a high-quality industrial bobbin winder that evenly and quickly loads your bobbins with reliable tension.

Compare machines

	Millie30	Millie	Freddie
Price (Excludes Freight & Sales Tax)	\$22,600	\$19,700	\$18,600
Machine Features			
Bobbin Options	L or M	L or M	L or M
Directional Locks	Straight-line Hor. & Vert. Quilt. (Electronic)	Straight-line Hor. & Vert. Quilt. (Electronic)	Straight-line Horizontal Quilting
Fully Enclosed DC Motor	✓	✓	✓
Laser Stylus	✓	✓	✓
LED Lighting with Built-in Black Light	✓	✓	✓
Low Bobbin Indicator	✓	✓	✓
Lower Bobbin Thread Cutter	✓	✓	--N/A--
Multi-Positional Handles	Front & Back	Front & Back	Front & Back
Needle Positioner	✓	✓	✓
Quick-Change Hopping Foot	✓	✓	✓
Simple Disc Thread Tensioner	✓	✓	✓
Simple Touch Pad Controls	✓	✓	✓
Single Stitch Button	✓	✓	✓
Stitch Regulator	✓	✓	✓
Top Thread Break Sensor	✓	✓	✓
Warranty	Lifetime (parts/labor)	Lifetime (parts/labor)	Lifetime (parts/labor)
Bobbin Winder	✓	✓	✓
Machine & Table Options			
Automatic Quilt Advance	\$1,350	\$1,350	\$1,350
Bliss™ Track System	\$1,000	\$1,000	\$1,000
Hydraulic Table Lift	\$1,650	\$1,650	\$1,650
Overhead Lighting	\$795	\$795	\$795
Professional Set-up	\$500	\$500	\$500
Quilt Glide Stitch Mode	\$1,250	\$1,250	\$1,250
Quilt Path™ Computerized Quilting System	\$10,500	\$10,500	\$10,500
Machine Specs			
Footprint (varies based on table size)	5'10" W x 8', 10', 12' or 14' L	5'3" W x 8', 10', 12' or 14' L	5'3" W x 8', 10', 12' or 14' L
Needle Speed	0 - 3500 SPM	0 - 3500 SPM	0 - 3500 SPM
Throat Size	30" x 10½"	26" x 10½"	26" x 10½"
Weight	50 lbs. (23 kg)	46 lbs (20.8 kg)	45 lbs. (20.4 kg)
Table Specs			
Adjustment-Free Quilt Take-up Roller	✓	✓	✓
Deluxe Table - 8', 10', 12' or 14'	✓	✓	✓
Standard Table - 8', 10' or 12'	--N/A--	--N/A--	--N/A--
Extras			
Customer Care & Support	Lifetime	Lifetime	Lifetime
Free Beginner Class	✓	✓	✓
Free Access to Online Education	✓	✓	✓
Start-Up Supply Kit	✓	✓	✓

All machines run on standard household outlet.

	Lucey	Lenni	George
Price (Excludes Freight & Sales Tax)	\$13,400	\$11,300	\$7,200
Machine Features			
Bobbin Options	L or M	L or M	L or M
Directional Locks	Straight-line Horizontal Quilting	Straight-line Horizontal Quilting	--N/A--
Fully Enclosed DC Motor	✓	✓	✓
Laser Stylus	✓	✓	--N/A--
LED Lighting with Built-in Black Light	✓	✓	✓
Low Bobbin Indicator	--N/A--	--N/A--	--N/A--
Lower Bobbin Thread Cutter	--N/A--	--N/A--	--N/A--
Multi-Positional Handles	Front & Back	Front Only	--N/A--
Needle Positioner	✓	✓	✓
Quick-Change Hopping Foot	✓	✓	✓
Simple Disc Thread Tensioner	✓	✓	✓
Simple Touch Pad Controls	--N/A--	--N/A--	--N/A--
Single Stitch Button	✓	✓	✓
Stitch Regulator	✓	✓	--N/A--
Top Thread Break Sensor	--N/A--	--N/A--	--N/A--
Warranty	Lifetime (parts/labor)	Lifetime (parts/labor)	Lifetime (parts/labor)
Bobbin Winder	✓	✓	✓
Machine & Table Options			
Automatic Quilt Advance	--N/A--*	--N/A--	--N/A--
Bliss™ Track System	\$1,000	\$1,000	--N/A--
Hydraulic Table Lift	\$1,650	\$1,650	--N/A--
Overhead Lighting	--N/A--*	--N/A--	--N/A--
Professional Set-up	\$500	\$500	\$500
Quilt Glide Stitch Mode	--N/A--	--N/A--	--N/A--
Quilt Path™ Computerized Quilting System	\$10,500	\$10,500	--N/A--
Machine Specs			
Footprint (varies based on table size)	5'3" W x 8', 10', or 12' L	4'6" W x 8', 10', or 12' L	2' W x 5' L
Needle Speed	0 - 3500 SPM	0 - 3500 SPM	0 - 3500 SPM
Throat Size	26" x 10½"	22" x 8"	22" x 8"
Weight	44 lbs. (20 kg)	38 lbs. (17.2 kg)	35 lbs. (15.9 kg)
Table Specs			
Adjustment-Free Quilt Take-up Roller	✓	✓	--N/A--
Deluxe Table - 8', 10', 12' or 14'	\$2,000*	--N/A--	--N/A--
Standard Table - 8', 10' or 12'	✓	✓	24" x 60" Portable Table
Extras			
Customer Care & Support	Lifetime	Lifetime	Lifetime
Free Beginner Class	✓	✓	✓
Free Access to Online Education	✓	✓	✓
Start-Up Supply Kit	✓	✓	✓

*When Lucey is upgraded to a Deluxe table (\$2,000) an Automatic Quilt Advance can be added for an additional \$1,350 and Overhead Lighting for \$795.

Turn your **quilting** passion into a successful business



Many people considering an investment in a longarm machine want to know how long it will take to pay for the machine.

With comfortable and reasonable business goals, it's possible to pay for your machine in as little as one year. We encourage you do some research in your area to find out how busy professional quilters are. In many cases, you'll find a backlog of six months or more, indicating that this is a terrific business opportunity.

We discovered machine quilters typically break down their services into three categories:

1. Overall Quilting

This encompasses any design that covers the quilt from edge to edge without regard for specific areas of the quilt. Examples include meandering, pantographs and simple free-motion quilting designs (typically executed in 3 to 5 hours for a queen-size quilt).

Average price range: \$0.015 to \$0.025 & up per square inch (\$20 to \$32 per square yard).

Average earnings for queen-size quilt: \$135 - \$225

2. Custom Quilting

Custom quilting is defined as quilting that differentiates a certain area of the quilt from other parts. For example, a quilt with meandering in its center portion and a separate border design is considered "custom" quilting. This includes skills such as stitching in the ditch, using more complex free-motion designs, crosshatching and individual motifs. This type of quilting typically takes 5 to 15 hours per queen-size quilt.

Average price range: \$0.02 to \$0.05 & up per square inch (\$26 to \$64 per square yard).

Average earnings for queen-size quilt: \$180-\$450

3. Heirloom Quilting

Heirloom quilting is dense, heavy quilting, often including specialty techniques such as trapunto, micro-stippling, tight crosshatching, feathers, very intricate free-motion designs, stitching in the ditch, small background fillers, custom block/ border motifs and more. Heirloom quilting can take anywhere from 10 to 40 hours per queen-size quilt.

Average price range: \$0.04 to \$0.09 & up per square inch (\$52 or more per square yard).

Average earnings for queen-size quilt: \$360 and up



The numbers

We studied machine quilting services and pricing all around the United States and put together some averages:

9,000

The average queen-size quilt is approximately 90 x 100 inches, or 9,000 square inches.

\$0.02

The average price for machine quilting with a simple overall quilting design is approximately \$0.02 per square inch.

\$180

At this price, a queen-size quilt would bring you approximately \$180 in labor costs alone.
 $9,000 \times 2¢ \text{ (per sq. in.)} = \180

Return on investment

When you look at these figures in terms of your investment in the machine, it breaks down like this:

Machine	Price	Number of quilts needed for total pay-off	Number of quilts per week for 1-year pay-off	Number of quilts per week for 2-year pay-off	Number of quilts per week for 5-year pay-off
Millie30	\$22,600	125	2.4	1.2	0.48
Millie	\$19,700	109	2.09	1.05	0.41
Freddie	\$18,600	103	1.98	0.99	0.39
Lucey	\$13,400	74	1.42	0.71	0.28
Lenni	\$11,300	62	1.19	0.59	0.23

Income projections

Quilters around the nation report that they complete anywhere from one quilt per week to as many as 300 quilts or more per year. Quilting 200 or 300 quilts in one year at our average price of \$180 would make a very nice income.

Quilting Categories	Quilt width	Quilt height	Charge per square inch	Number of quilts per month	Income per quilt	Income per month	Income per year
Overall Quilting	90	100	\$0.02	4	\$180	\$720	\$8,640
Custom Quilting	90	100	\$0.035	4	\$315	\$1,260	\$15,120
Heirloom Quilting	90	100	\$0.06	4	\$540	\$2,160	\$25,920



A series of horizontal lines for writing, spanning the width of the page below the logo.